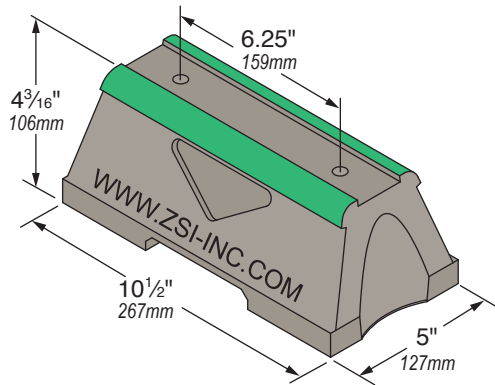




Cush-A-Block® Rooftop Supports

CBN Series

Plain Base



The CBN-Base Rooftop Support is UV resistant and suitable for installation on most types of roofing material or other flat surfaces. Can be used as a curb (sleeper) replacement. Screw fasteners can be used to attach one or two hole pipe straps or a piece of strut (not included).


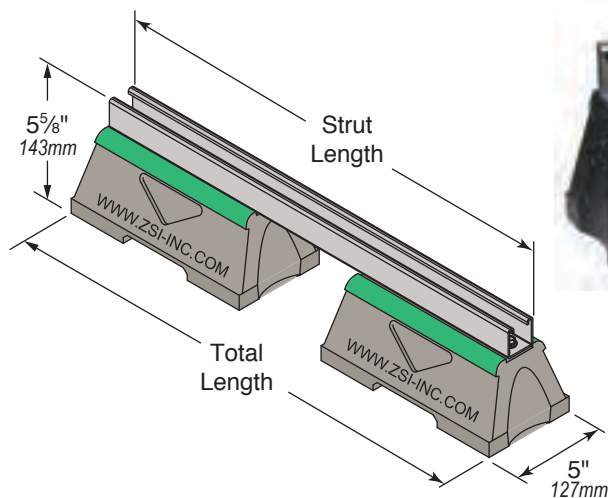
CBN-Base Series

Part No.	Weight	Uniform Load Capacity (Lbs) *
CBN	3.2 lbs. (1.4Kg)	2,500 * (11.12 kN)

* This load is only for the capacity of the components in this assembly. Please consult roofing manufacturer or engineer for roof load capacity.

CBN-BR Bridge Series

Support With Channel



Like all of the Cush-A-Block supports, the CBN-BR Bridge Rooftop Supports are perfect for supporting natural gas and refrigeration piping systems, cable tray, electrical conduit, multiple lines, HVAC equipment and many other applications.

The CBN-BR Series provides a longer mounting surface with strut lengths up to 60". Custom lengths are available upon request.

Standard strut mount pipe clamps are used to secure the pipes.

CBN-CB-Bridge Series Bridge Length Supports with 2 CBN Bases and Strut

Part No.	Strut Length	Total Length	Weight (Lbs)	Uniform Load Capacity (Lbs) *
CBN28BR	28" (711mm)	29.18" (741mm)	10.8 (4.8Kg)	1,491* (6.63 kN)
CBN36BR	36" (914mm)	37.18" (944mm)	12.0 (5.4Kg)	1,160* (5.15 kN)
CBN42BR	42" (1m)	43.18" (1.1m)	12.9 (5.8Kg)	994* (4.42 kN)
CBN50BR	50" (1.2m)	51.18" (1.3m)	14.1 (6.4Kg)	835* (3.71 kN)
CBN60BR	60" (1.5m)	61.18" (1.6m)	15.6 (7.1Kg)	696* (3.09 kN)

* This load is only for the capacity of the components in this assembly. Please consult roofing manufacturer or engineer for roof load capacity.

