

**1.6 - CAJA OVAL "S". CON TAPA. PARA TUBO RIGIDO E IMC.**

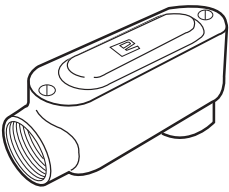
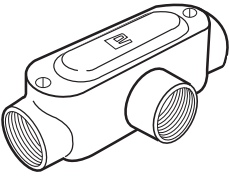
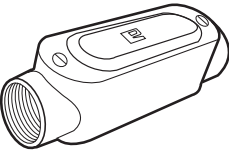
**1.6 - OVAL CONDUIT BODIES "S". WITH COVER. FOR USE WITH RIGID AND IMC CONDUIT.**

- Material:
  - Cuerpo: Aluminio inyectado a presión (diecast).
  - Tapa: Lámina de Aluminio.
  - Tornillos: Galvanizados.
- Acabados: Pintura electrostática epoxica/poliesther polimerizada.
- Rosca NPT para usarse con tubo conduit RIGIDO e IMC.
- Tapa y tornillos ensamblados.
- Empaque: Proporciona hermetismo al agua.
- Fabricación en base a: UL 514 A  
CAN/CSA-C22.2 No. 18-92
- Adecuado para áreas clasificadas clase I, división 2 si la instalación cumple con NEC 501-4 (b).

- Material:
  - Body: Diecast aluminum.
  - Cover: Sheet aluminum.
  - Screws: Galvanized steel.
- Finish: Electrostatic powder epoxy/poliesther coating.
- NPT threaded for use with RIGID and IMC conduit.
- Cover and screws assembled.
- Gasket: Provide rain tight.
- Manufactured in compliance with: UL 514 A  
CAN/CSA-C22.2 No. 18-92
- Suitable for classified location use in class I, division 2 areas if installed in compliance with NEC 501-4 (b).



**USAR No. DE CODIGO PARA HACER PEDIDOS / TO ORDER USE CODE NUMBER**

Figura Figure	Catalogo Catalog	Codigo Code	Medida nominal Hub size		Volumen Volume		Peso x 100 pzas. Weight x 100 pcs.		Unit Ctn. Pzas. Pcs.	Ship Ctn. Pzas. Pcs.	Std. Pkg. Pzas. Pcs.	Num. y calib. max. conduct. Max. No. and sze. conduct.
			mm	inch	cm³	cu. in	kg	Lb				
<b>OLB</b>  	OLB-2986-C	28.01.2986.C	12.7 S	1/2 S	65.5	4.0	11.2	24.6	10	40	46	3, #8 AWG
	OLB-0088-C	28.01.0088.C	19.0	3/4	106.4	6.5	16.8	37.1	5	35	30	3, #6 AWG
	OLB-0093-C	28.01.0093.C	25.4	1	180.1	11.0	23.0	50.7	5	20	40	3, #6 AWG
	OLB-0098-C	28.01.0098.C	31.8	1 1/4	512.6	31.3	52.9	116.7	2	8	15	3, #2 AWG
	OLB-0078-C	28.01.0078.C	38.1	1 1/2	529.0	32.3	56.4	124.4	2	8	15	3, #1/0
	OLB-0306-C	28.01.0306.C	50.8	2	1195.7	73.0	114.8	253.1	1	4	6	3, #3/0
	OLB-0308-C	28.01.0308.C	63.5 S	2 1/2 S	1564.2	95.5	190.0	418.8	1	3	4	3, #2/0
	OLB-0297-C	28.01.0297.C	63.5 L	2 1/2 L	2900.0	177.0	334.0	734.8	1	-	1	3, #3/0
	OLB-0310-C	28.01.0310.C	76.2 S	3 S	1790.3	109.3	214.9	473.9	1	3	4	3, #2/0
	OLB-0298-C	28.01.0298.C	76.2 L	3 L	2900.0	177.0	295.0	649.0	1	-	1	3, #3/0
<b>OT</b>  	OT-2990-C	28.01.2990.C	12.7 S	1/2 S	65.5	4.0	11.5	25.3	10	40	42	3, #8 AWG
	OT-0087-C	28.01.0087.C	19.0	3/4	114.6	7.0	19.3	42.6	5	40	20	3, #6 AWG
	OT-0092-C	28.01.0092.C	25.4	1	180.1	11.0	23.0	50.76	5	20	32	3, #4 AWG
	OT-0097-C	28.01.0097.C	31.8	1 1/4	496.3	30.3	52.9	116.7	2	8	15	3, #2 AWG
	OT-0077-C	28.01.0077.C	38.1	1 1/2	512.6	31.3	65.9	145.4	2	8	15	3, #2 AWG
	OT-0307-C	28.01.0307.C	50.8	2	1126.9	68.8	108.8	240.0	1	4	6	3, #1 AWG
	OT-0309-C	28.01.0309.C	63.5 S	2 1/2 S	1528.2	93.3	186.4	411.1	1	3	4	3, #1 AWG
	OT-0301-C	28.01.0301.C	63.5 L	2 1/2 L	2800.9	170.9	353.0	776.6	1	-	1	3, #2/0
	OT-0311-C	28.01.0311.C	76.2 S	3 S	1765.7	107.8	235.4	519.1	1	3	4	3, #1 AWG
	OT-0302-C	28.01.0302.C	76.2 L	3 L	2800.9	170.9	294.5	647.9	1	-	1	3, #2/0
<b>OC</b>  	OC-2989-C	28.01.2989.C	12.7 S	1/2 S	65.5	4.0	10.2	22.4	10	70	63	3, #8 AWG
	OC-0330-C	28.01.0330.C	19.0	3/4	119.5	7.3	15.8	34.9	5	50	36	3, #6 AWG
	OC-0331-C	28.01.0331.C	25.4	1	185.0	11.3	21.5	47.4	5	20	46	3, #4 AWG
	OC-2625-C	28.01.2625.C	31.8	1 1/4	455.9	27.8	51.5	113.4	2	8	16	3, #2 AWG
	OC-2626-C	28.01.2626.C	38.1	1 1/2	488.7	29.8	57.0	125.5	2	8	16	3, #2 AWG
	OC-2627-C	28.01.2627.C	50.8	2	1087.3	66.3	104.5	230.0	1	4	9	3, #2/0

Especificaciones sujetas a cambio sin previo aviso.

Specifications are subject to change without notice.

**RAWELT, S.A. de C.V.**



Una División del Grupo REVUELTA